


NAK-COKV



**Y VLUNKV
ENHAKV**

NAK-COKV YVLUNKV ENHAKV

(Seminole Phonics I)

Developed by the Seminole Bilingual Education Project
Title VII Program

Seminole Phonics I book was developed to help the student learn the sounds of Seminole. It is designed for the beginning student of the language.

The book was planned and illustrated by Lorene Davis, Home-School Coordinator, Susannah Factor, Curriculum Specialist, and Consultant, Dr. Mary Haas, Linguist, University of California at Berkeley.

SEMINOLE BILINGUAL EDUCATION PROJECT

East Central University

Ada, Oklahoma

Project Schools: Strother Elementary - LEA, Bowlegs Elementary, Justice, Pleasant Grove Elementary, Sasakwa Elementary, and Wolf.

The activity which is the subject of this report was supported in whole or in part by the U. S. Office of Education, Department of Health, Education, and Welfare. However, the opinions expressed herein do not necessarily reflect the position or policy of the U. S. Office of Education, and no official endorsement by the U. S. Office of Education should be inferred.

Published by: ALCO PRINTING CO.
1612 N.W. Fourth St. Oklahoma City, Okla. 73106

Al and Eula Doonkeen, owners. A Seminole-Aztec
Indian family - owned printing company.

SOUNDS PRESENTED IN PHONICS BOOK I

The letters used and the equivalent sounds in English are as follows:


VOWELS:

A	as in father
V	as in tub or but
Ē	as in me
E	as in dig
O	as in low
U	as in foot
I	as in mice


CONSONANTS:

C	as in judge when followed by a, i, u, or v
C	as in gee when followed by e
F	as in feel
H	as in he
K	as in keep
L	as in leep
M	as in me
N	as in neck
P	as in be
R	as l in athlete (a sort of hissing L)
S	as in see
T	as in dough
W	as in water
Y	as in yes


a



a-yo
(a-yu)

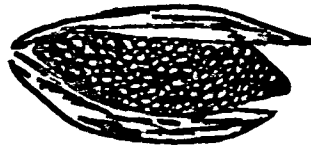


wa-kv

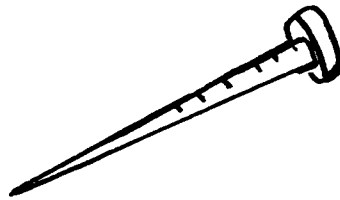


sa-svk-wv


v



v-ce




v-co-pv



v-ce-nv


ē



e-fē-ke




lēt-kv



mo-tē-sv (mu-te-sv)

e



e-fv



el-le (e-le)



e-ro (e-ru)

o

4





os-ten

Fo

po-se

u





ku-nu

cu-ko (cu-ku)

fu-co (fu-cu)

i



hi-ye

oh-li-ke-tv
(uh-li-ke-tv)

ko-wi-ke (ku-wi-ke)