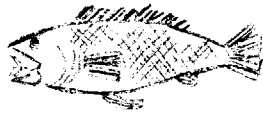



tu-pv sv-tv rvk-ku tu-lo-se

rv-ru suk-hv


Na-ke te? Hot-ci-cvs.



os.



os.



os.



os.



os.



os.

ta-fv

svm-pv

Na-ke te? Hot-ci-cvs.



os.




os.

Uh-ho-nv-yvs.

1. Tu-pvn mv-he-ri-cvs.
2. Sv-tv hom-pe-tv he-ret o-wes.
3. Rvk-kut pvf-nen let-kes.
4. Tu-lo-se v-cen hom-pet o-wes.
5. Rv-ru o-wv o-fvn li-ket o-wes.
6. Suk-hv ce-na-ke te?
7. Ta-fv hvt-ket os.
8. Svm-pvn cus-take v-te-hvs.


Initial consonants: w, y.




yv-la-yv



wot-ku




yv-pe-fi-kv



wa-kv



yv-nv-sv



wot-ku-es-te  
(wot-kes-te)

In the box below each picture, write the beginning consonant that you hear in the name of the picture.

wot-ku yv-lv-hv wa-kv

yv-pe-fi-kv yv-nv-sv

Na-ke te? Hot-ci-cvs.



\_\_\_\_\_ os.



\_\_\_\_\_ os.



\_\_\_\_\_ os.



\_\_\_\_\_ os.



\_\_\_\_\_ os.

wot-ku-es-te (wot-kes-te)

Na-ke te? Hot-ci-cvs.



\_\_\_\_\_ os.


A. Uh-ho-nv-yvs.

1. Wot-ku tur-wv lvs-tet os.
2. Yv-lv-hv la-net os.
3. Wa-kvt pv-hen hom-pes.
4. Yv-pe-fi-kv hē-cet-cv?
5. Yv-nv-sv rvk-ket os.
6. Wot-ku es-te e-le lvs-lv-tet os.


B. Hot-ci-cvs.

1. Wot-ku v-pue-kv te? \_\_\_\_\_
2. Yv-lv-hv hom-pe-tv te? \_\_\_\_\_
3. Wa-kv pu-nvt-tv te? \_\_\_\_\_
4. Yv-pe-fi-kv hom-pv? \_\_\_\_\_
5. Yv-nv-sv let-kv? \_\_\_\_\_
6. Wot-ku es-te hue-rv? \_\_\_\_\_

In the box below each picture, write the beginning consonant that you hear in the name of the picture.



tu-cv



ces-se



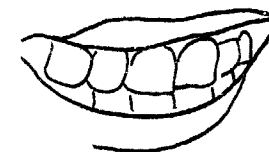
suk-hv



he-ce pvk-wv

7

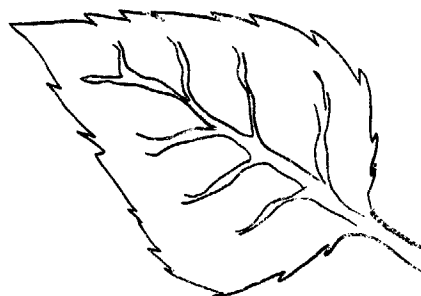
ku-iv-pa-ken




nu-te



rvk-ku



tu-es-se



wa-kv

Instructor: Have students work this page independently.

ku-lv-pa-ken    rvk-ku    lu-cv

tu-es-se    suk-hv    wa-kv

Na-ke te? Hot-ci-cvs.



\_\_\_\_\_ OS.



\_\_\_\_\_ OS.



\_\_\_\_\_ OS.



\_\_\_\_\_ OS.




\_\_\_\_\_ OS.

**7**

\_\_\_\_\_ OS.

ces-se    nu-te    he-ce pvk-wv

Na-ke te? Hot-ci-cvs.



\_\_\_\_\_ OS.



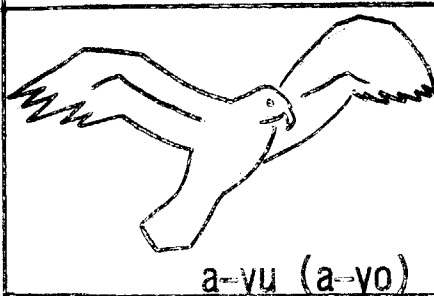
\_\_\_\_\_ OS.



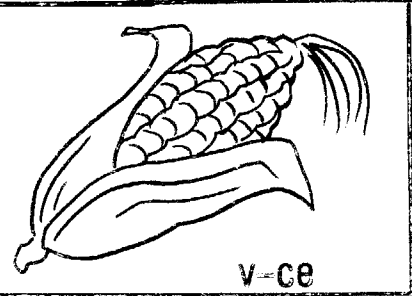
\_\_\_\_\_ OS.

Uh-ho-nv-yvs.

1. E-fv ku-lv-pa-ken o-cis.
2. Rvk-ku ok-la-net os.
3. Lu-cv nv-co-ma?
4. Tu-es-se la-net os.
5. Suk-hv hom-pv?
6. Wa-kvt se-ho-kes.
7. Ces-set ful-les.
8. Ce-nu-ten uk-ku-svs.
9. He-ce pvk-wv ce-na-ke te?




a-yu (a-yo)



v-ce



os-ten



u-cē (o-ce)

a-yu a-yut

v-ce v-cet

A. Uh-ho-nv-yvs.

1. Na-ke te? A-yu
2. Na-ke te? A-yut os.
3. V-ce te? En-hi.
4. V-ce te? En-hi, v-cet os. \_\_\_\_\_

B. Hot-ci-cvs. (Write the words the teacher pronounces.)

1. \_\_\_\_\_ 2. \_\_\_\_\_
3. \_\_\_\_\_ 4. \_\_\_\_\_
5. \_\_\_\_\_ 6. \_\_\_\_\_

C. Sen-tvns hot-ci-cvs.

1. \_\_\_\_\_
2. \_\_\_\_\_

os-ten os-tet

u-ce u-cet

A. Uh-ho-nv-yvs.

1. Nv-co-ma? Os-ten.
2. Nv-co-ma? Os-tet os.
3. Na-ke te? U-ce.
4. Na-ke te? U-cet os.

B. Hot-ci-cvs.

1. \_\_\_\_\_ 2. \_\_\_\_\_
3. \_\_\_\_\_ 4. \_\_\_\_\_
5. \_\_\_\_\_ 6. \_\_\_\_\_

C. Sen-tvns hot-ci-cvs.

1. \_\_\_\_\_
2. \_\_\_\_\_